

# ANNUAL REPORT 2020

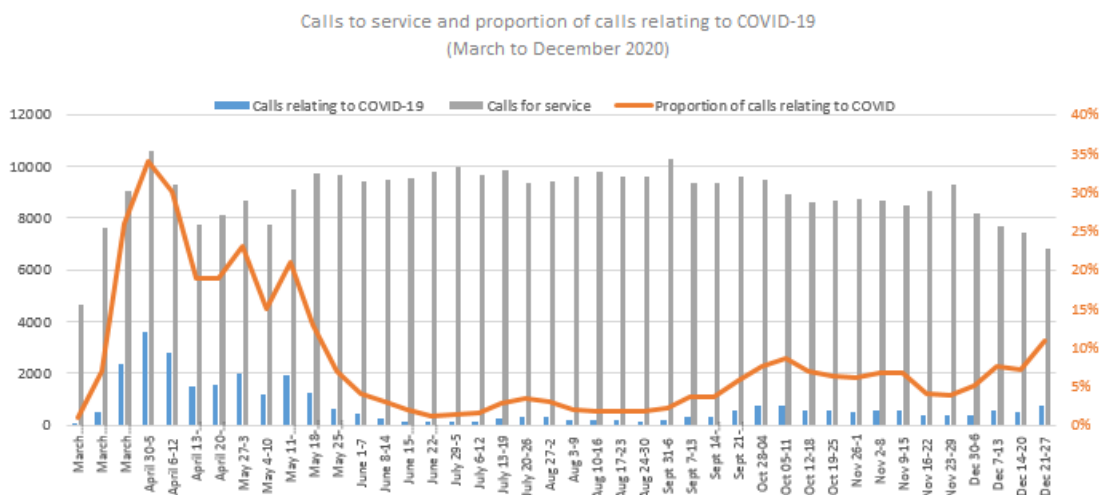


## SERVICE DE POLICE DE LA VILLE DE MONTRÉAL

2020 was marked by the COVID-19 pandemic. As a result, it is important that the information shown in the statistics section of the annual report is analyzed and compared with precaution.

The rules imposed by Public Health mainly led to the creation of new categories of offences subject to penalties (minimum distance between individuals, wearing a mask indoors, banned gatherings, closure of non-essential shops, ban on being out during the curfew).

Over the year, the number of calls for service made to 911 remained relatively stable, indeed comparable to the call data compiled over recent years (approximately 9,000 calls a week). However, a new category of calls has emerged: calls reporting non-compliance with Public Health orders. At the height of the first wave, almost one-third of calls received related to COVID-19.



In response to this new reality, police officers were deployed in the field to educate, promote awareness and ensure compliance with the new rules. Between March 12 and December 31, 4,438 general offence reports or statements of offence were handed out under the *Public Health Act*.

A significant rise in the number of crowd control operations due to the pandemic was observed, in particular as a result of the intensified presence of police officers in parks and public places tasked with monitoring compliance with social distancing measures (see “Number of public order services”, p.17).

The types and number of offences recorded as well as criminal activity also saw fluctuations in 2020 and should be analyzed with precaution.

Since people were largely confined to their homes, the majority of shops had to close for a long period of time and provincial bylaws were amended by government orders, some indicators on criminal activity have recorded considerable variations (see « Crime rate variation » in the « Criminal Code violations » section, p.6).

For example, the lockdown probably had an impact on victims of domestic and intra-family violence in terms of their ability to request help, gain access to services and the possibility for third parties to detect or report situations, in particular child abuse cases. The impact of the pandemic on acts of violence are still being observed and analyzed at the time of drawing up this report.

Moreover, at the start of the pandemic, when workers radically reduced travelling, the roads were deserted. As a result, the number of citations of offence handed out under the Road safety code considerably fell (refer to the table "Citations issued, by region" in the Road safety and traffic regulations section, p.15). However, this drop conceals the fact that the type of offences committed by road users changed.

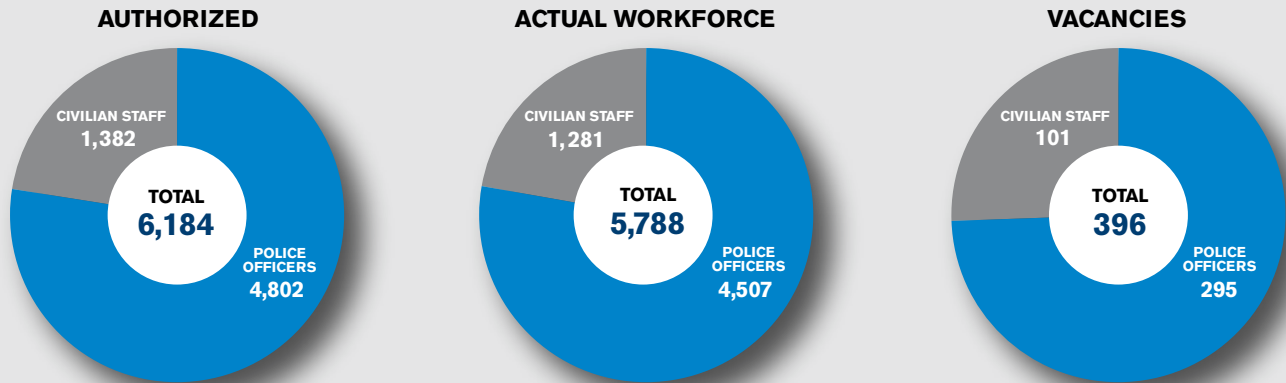
Lastly, the exceptional context of COVID-19 means that the information shown in the following tables should be analyzed with precaution. This year, in particular, we need to bear in mind that this data helps us start but not conclude a discussion.

# Demographic statistics

as at December 31, 2020



## TOTAL WORKFORCE



The pictograms below show the actual workforce.

## HIRING OF POLICE OFFICERS BASED ON GENDER AND ETHNIC ORIGIN



TOTAL 59



TOTAL 60

TOTAL  
119

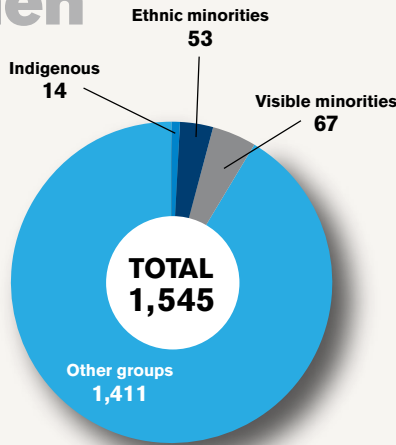
Indigenous	4	(3.4%)
Ethnic minorities	6	(5.0%)
Visible minorities	10	(8.4%)
Other groups	99	(83.2%)

## DEPARTURES OF POLICE OFFICERS

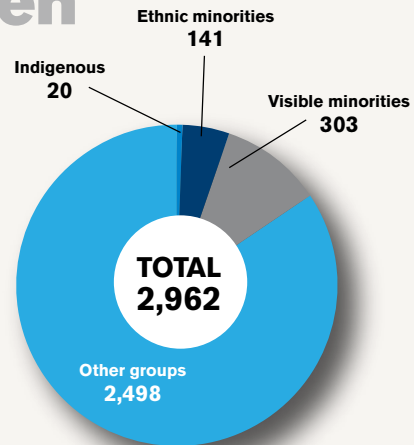


## REPRESENTATION OF POLICE OFFICERS BASED ON GENDER AND ETHNIC ORIGIN

### Women



### Men

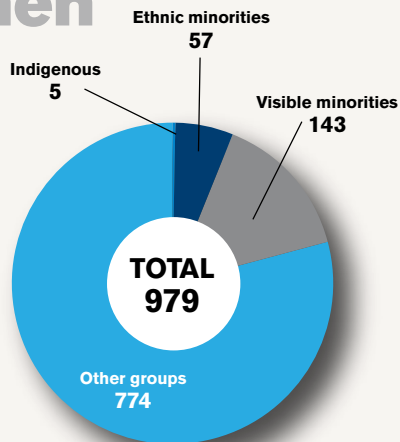


**TOTAL 4,507**

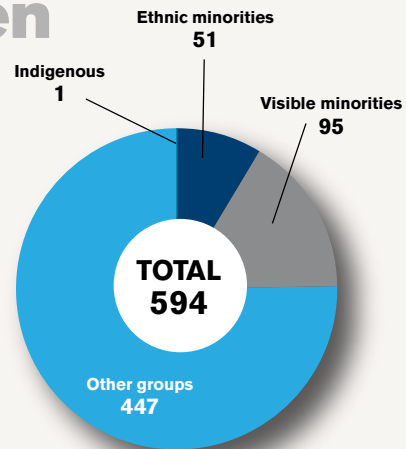
Indigenous	34	(0.8%)
Ethnic minorities	194	(4.3%)
Visible minorities	370	(8.2%)
Other groups	3,909	(86.7%)

## REPRESENTATION OF CIVILIAN WORKFORCE BASED ON GENDER AND ETHNIC ORIGIN

### Women



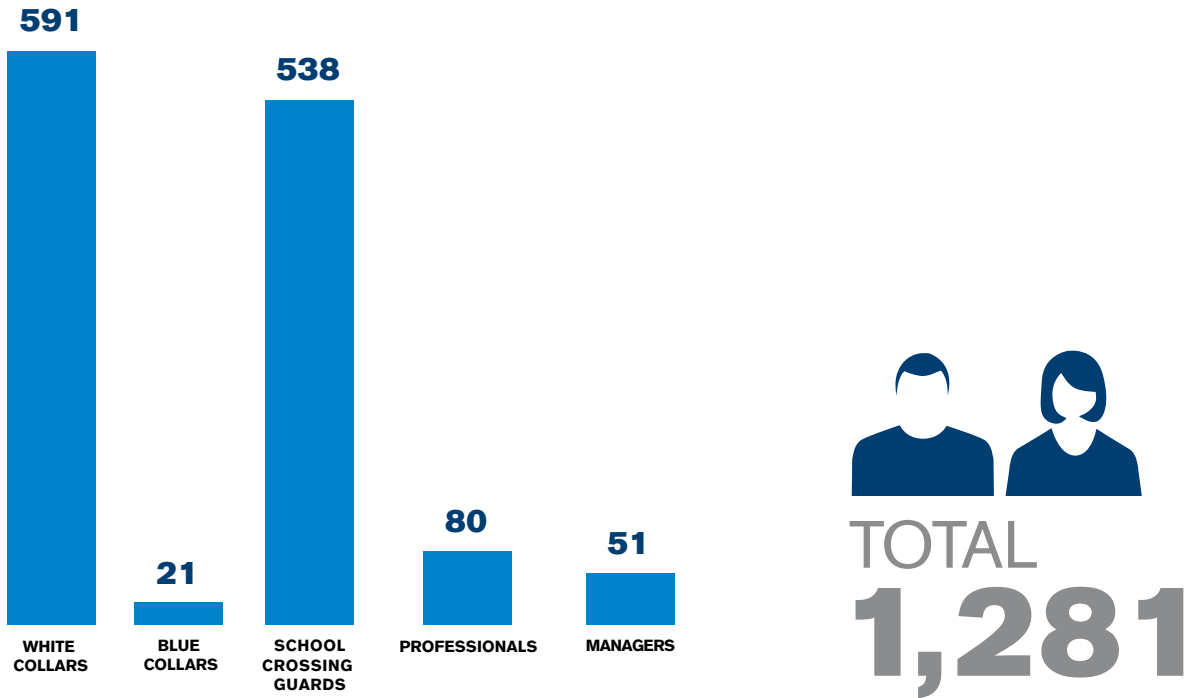
### Men



**TOTAL 1,573**

Indigenous	6	(0.4%)
Ethnic minorities	108	(6.9%)
Visible minorities	238	(15.1%)
Other groups	1,221	(77.6%)

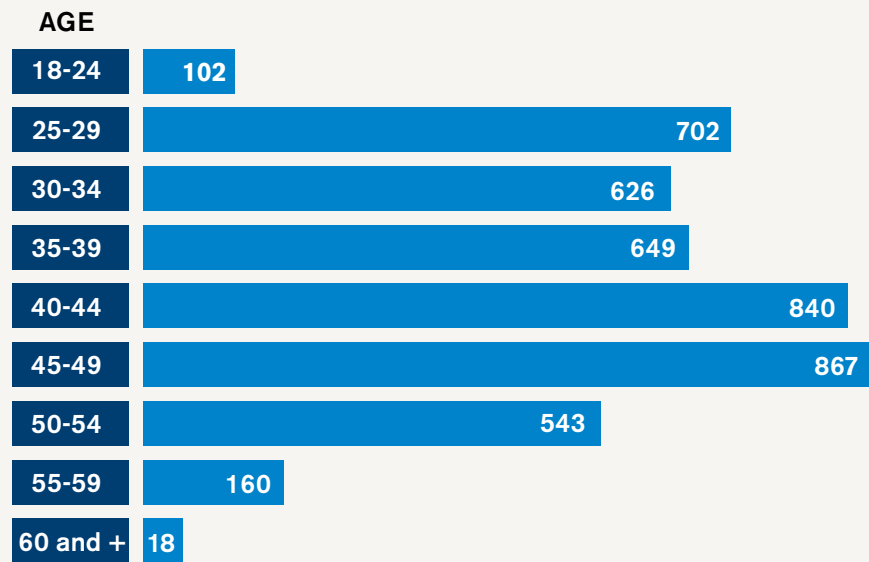
## BREAKDOWN OF CIVILIAN WORKFORCE BASED ON JOB CATEGORY



## BREAKDOWN OF POLICE OFFICERS BY RANK

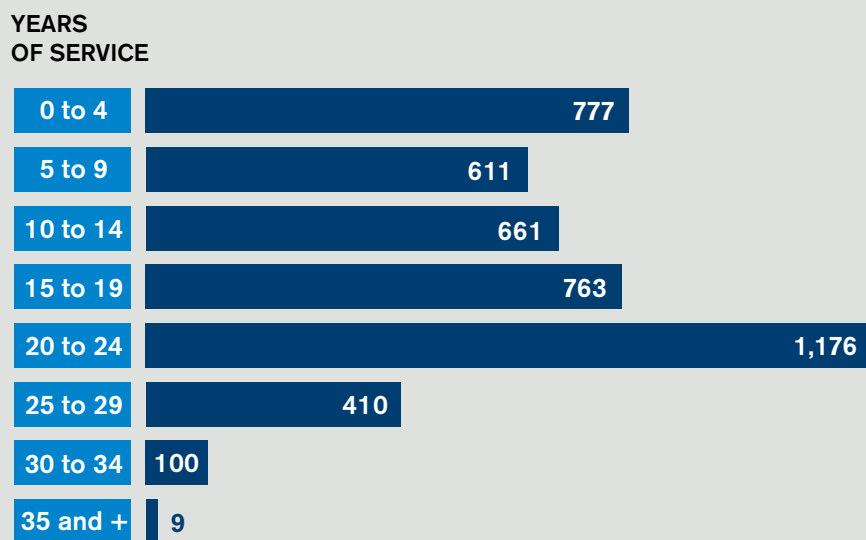


## BREAKDOWN OF POLICE OFFICERS BY AGE GROUP



TOTAL  
**4,507**


## BREAKDOWN OF POLICE OFFICERS BY YEARS OF SERVICE



TOTAL  
**4,507**

## BREAKDOWN OF POLICE OFFICERS BASED ON EDUCATIONAL ATTAINMENT LEVEL

---



# Criminal Code violations

## CRIME RATE VARIATION

Violations	2019	2020	Variation
<b>Crimes against the person</b>	<b>23,694</b>	<b>22,984</b>	<b>-3.0%</b>
▪ Homicides	25	25	--
▪ Other violations resulting in death	1	2	100.0%
▪ Attempted murders	122	131	7.4%
▪ Assaults	13,275	12,970	-2.3%
▪ Sexual assaults	1,957	1,797	-8.2%
▪ Robberies	2,387	1,983	-16.9%
▪ Other violations against the person	5,925	6,076	2.5%
<b>Crimes against property</b>	<b>51,642</b>	<b>45,477</b>	<b>-11.9%</b>
▪ Arson	370	386	4.3%
▪ Breaking and entering	6,994	6,067	-13.3%
▪ Auto theft	4,321	4,789	10.8%
▪ Petty larceny	23,879	18,806	-21.2%
▪ Possession of stolen goods	502	506	0.8%
▪ Fraud	9,417	9,048	-3.9%
▪ Mischief	6,159	5,875	-4.6%
<b>Other Criminal code violations</b>	<b>8,875</b>	<b>7,404</b>	<b>-16.6%</b>
▪ Prostitution <sup>1</sup>	6	2	-66.7%
▪ Firearms offences <sup>2</sup>	344	251	-27.0%
▪ Offences against the administration of law and justice	7,335	5,820	-20.7%
▪ Other	1,190	1,331	11.8%
<b>Total Criminal Code violations</b>	<b>84,211</b>	<b>75,865</b>	<b>-9.9%</b>
<b>Other laws and by-laws</b>	<b>14,669</b>	<b>11,977</b>	<b>-18.4%</b>
▪ Controlled Drugs and Substances Act	2,083	1,844	-11.5%
▪ Federal law violations	189	191	1.1%
▪ Provincial law violations	438	2,081	375.1%
▪ Municipal by-laws	11,959	7,861	-34.3%
<b>Grand total</b>	<b>98,880</b>	<b>87,842</b>	<b>-11.2%</b>

Source : M-IRIS. Data confirmed March 23, 2021.

<sup>1</sup> Since February 2017, events linked to sex trafficking, such as procurement activities, fall under the "Crimes against persons" category, under "Other crimes against persons". The only offences remaining in the "Prostitution" category are "Communicating for the purposes of selling sexual services in view of daycare centres, school grounds or playgrounds" and "Impeding the free flow of pedestrian or vehicular traffic in public places or places open to public view for the purpose of either purchasing or selling sexual services".

<sup>2</sup> Firearm offences not involving a crime against persons.



## FIREARMS

	2019	2020	Variation
<b>Number of crimes against persons in which a firearm was present (used or not used)<sup>1</sup></b>	<b>383</b>	<b>437</b>	<b>14,1 %</b>
▪ Homicides	10	5	-50,0 %
▪ Other offences resulting in death	0	0	--
▪ Attempted murders	33	57	72,7 %
▪ Assault	144	194	34,7 %
▪ Sexual assaults	3	3	-- %
▪ Robberies	157	139	-11,5 %
▪ Other offences against the person	36	39	8,3 %
<b>Number of firearms recovered</b>	<b>1 332</b>	<b>1 065</b>	<b>-20,0 %</b>
▪ Firearms seized <sup>2</sup>	601	744	23,8 %
▪ Voluntarily surrendered firearms <sup>3</sup>	731	321	-56,1 %

Source : M-IRIS. Data confirmed March 23, 2021.

<sup>1</sup> These are crimes against persons where reference is made to presence or use of a firearm.

<sup>2</sup> The "Firearms seized" section includes the following categories: used as a weapon, seized with a warrant, seized without a warrant, preventive seizure, evidence, found, found and abandoned.

<sup>3</sup> The section "Voluntarily surrendered firearms" includes the following categories: amnesty, voluntary surrender/relinquishment and handover by a citizen.

## HATE CRIMES AND HATE INCIDENTS

Type of events	2019	2020	Variation
<b>Number of hate incidents relating to</b>	<b>111</b>	<b>115</b>	<b>3.6%</b>
▪ Race, national or ethnic origin or colour	29	60	106.9%
▪ Language	0	0	--
▪ Religion	62	32	-48.4%
▪ Gender	11	10	-9.1%
▪ Age	0	0	--
▪ Mental or physical disability	0	0	--
▪ Sexual orientation, identity or gender expression	6	4	-33.3%
▪ Other similar factor (political, ideological)	3	9	200.0%
<b>Number of hate crimes relating to</b>	<b>223</b>	<b>246</b>	<b>10.3%</b>
▪ Race, national or ethnic origin or colour	87	133	52.9%
▪ Language	2	2	--
▪ Religion	91	70	-23.1%
▪ Gender	12	7	-41.7%
▪ Age	0	0	--
▪ Mental or physical disability	0	0	--
▪ Sexual orientation, identity or gender expression	22	19	-13.6%
▪ Other similar factor (political, ideological)	9	15	66.7%

## CRIME RATE BY MONTH

Violations	J	F	M	A	M	J	J	A	S	O	N	D	Total
<b>Crimes against the person</b>	<b>1,900</b>	<b>1,978</b>	<b>1,820</b>	<b>1,319</b>	<b>1,732</b>	<b>2,083</b>	<b>2,326</b>	<b>2,122</b>	<b>2,181</b>	<b>1,901</b>	<b>1,998</b>	<b>1,624</b>	<b>22,984</b>
▪ Homicides	1	1	2	3	3	1	2	3	1	4	3	1	25
▪ Other violations resulting in death	0	0	0	1	0	0	1	0	0	0	0	0	2
▪ Attempted murders	13	8	13	2	10	11	15	17	21	7	10	4	131
▪ Assaults	1,039	1,092	1,036	801	1,068	1,223	1,334	1,204	1,244	993	1,057	879	12,970
▪ Sexual assaults	150	178	144	80	107	138	200	146	169	168	184	133	1,797
▪ Robberies	176	185	178	122	112	138	165	166	199	209	186	147	1,983
▪ Other violations against the person	521	514	447	310	432	572	609	586	547	520	558	460	6,076
<b>Crimes against property</b>	<b>4,116</b>	<b>3,971</b>	<b>3,417</b>	<b>2,432</b>	<b>2,911</b>	<b>3,756</b>	<b>4,151</b>	<b>4,386</b>	<b>4,376</b>	<b>4,478</b>	<b>4,007</b>	<b>3,476</b>	<b>45,477</b>
▪ Arson	22	13	18	36	31	56	28	32	47	48	35	20	386
▪ Breaking and entering	641	530	585	410	417	408	450	550	566	616	476	418	6,067
▪ Auto theft	408	366	351	306	380	398	368	384	475	497	447	409	4,789
▪ Petty larceny	1,854	1,869	1,461	930	1,027	1,343	1,649	1,891	1,792	1,839	1,718	1,433	18,806
▪ Possession of stolen goods	55	54	50	30	32	38	32	44	47	56	40	28	506
▪ Fraud	724	722	496	394	559	894	1,101	921	853	849	813	722	9,048
▪ Mischief	412	417	456	326	465	619	523	564	596	573	478	446	5,875
<b>Other Criminal code violations</b>	<b>689</b>	<b>596</b>	<b>584</b>	<b>560</b>	<b>687</b>	<b>648</b>	<b>720</b>	<b>652</b>	<b>615</b>	<b>629</b>	<b>532</b>	<b>492</b>	<b>7,404</b>
▪ Prostitution	0	0	0	0	0	0	1	1	0	0	0	0	2
▪ Firearms offences	25	18	25	8	15	24	22	22	22	24	21	25	251
▪ Offences against the administration of law and justice	571	488	480	391	505	502	574	532	458	492	435	392	5,820
▪ Other	93	90	79	161	167	122	123	97	135	113	76	75	1,331
<b>Total Criminal Code violations</b>	<b>6,705</b>	<b>6,545</b>	<b>5,821</b>	<b>4,311</b>	<b>5,330</b>	<b>6,487</b>	<b>7,197</b>	<b>7,160</b>	<b>7,172</b>	<b>7,008</b>	<b>6,537</b>	<b>5,592</b>	<b>75,865</b>
<b>Other laws and by-laws</b>	<b>845</b>	<b>901</b>	<b>883</b>	<b>1,529</b>	<b>1,205</b>	<b>1,290</b>	<b>1,196</b>	<b>1,038</b>	<b>880</b>	<b>787</b>	<b>764</b>	<b>659</b>	<b>11,977</b>
▪ Controlled Drugs and Substances Act	147	143	179	89	151	191	168	192	153	161	160	110	1,844
▪ Federal law violations	14	6	11	2	9	37	47	27	28	7	1	2	191
▪ Provincial law violations	37	37	33	992	290	54	25	33	94	145	134	207	2,081
▪ Municipal by-laws	647	715	660	446	755	1,008	956	786	605	474	469	340	7,861
<b>Grand total</b>	<b>7,550</b>	<b>7,446</b>	<b>6,704</b>	<b>5,840</b>	<b>6,535</b>	<b>7,777</b>	<b>8,393</b>	<b>8,198</b>	<b>8,052</b>	<b>7,795</b>	<b>7,301</b>	<b>6,251</b>	<b>87,842</b>

Source : M-IRIS. Data confirmed March 23, 2021.

## CRIME RATE BY REGION

Violations	North	South	East	West	Total
<b>Crimes against the person</b>	<b>5,453</b>	<b>5,303</b>	<b>5,946</b>	<b>6,282</b>	<b>22,984</b>
▪ Homicides	7	6	7	5	25
▪ Other violations resulting in death	0	2	0	0	2
▪ Attempted murders	41	30	43	17	131
▪ Assaults	3,054	3,021	3,272	3,623	12,970
▪ Sexual assaults	408	441	515	433	1,797
▪ Robberies	512	514	478	479	1,983
▪ Other violations against the person	1,431	1,289	1,631	1,725	6,076
<b>Crimes against property</b>	<b>13,015</b>	<b>10,188</b>	<b>10,624</b>	<b>11,650</b>	<b>45,477</b>
▪ Arson	89	104	101	92	386
▪ Breaking and entering	2,029	1,446	1,172	1,420	6,067
▪ Auto theft	1,373	449	1,612	1,355	4,789
▪ Petty larceny	5,067	4,936	4,063	4,740	18,806
▪ Possession of stolen goods	142	111	134	119	506
▪ Fraud	2,816	1,553	2,181	2,498	9,048
▪ Mischief	1,499	1,589	1,361	1,426	5,875
<b>Other Criminal code violations</b>	<b>1,549</b>	<b>2,648</b>	<b>1,736</b>	<b>1,471</b>	<b>7,404</b>
▪ Prostitution	1	0	1	0	2
▪ Firearms offences	67	42	64	78	251
▪ Offences against the administration of law and justice	1,325	1,996	1,327	1,172	5,820
▪ Other	156	610	344	221	1,331
<b>Total Criminal Code violations</b>	<b>20,017</b>	<b>18,139</b>	<b>18,306</b>	<b>19,403</b>	<b>75,865</b>
<b>Other laws and by-laws</b>	<b>3,301</b>	<b>4,469</b>	<b>2,089</b>	<b>2,118</b>	<b>11,977</b>
▪ Controlled Drugs and Substances Act	351	695	446	352	1,844
▪ Federal law violations	31	41	37	82	191
▪ Provincial law violations	686	518	423	454	2,081
▪ Municipal by-laws	2,233	3,215	1,183	1,230	7,861
<b>Grand total</b>	<b>23,318</b>	<b>22,608</b>	<b>20,395</b>	<b>21,521</b>	<b>87,842</b>

Source : M-IRIS. Data confirmed March 23, 2021.

## CRIME RATE BY NEIGHBOURHOOD STATION | WEST

Violations	1	3	4	5	7	8	9 <sup>1</sup>	13	26	55 <sup>2</sup>	Total
<b>Crimes against the person</b>	<b>202</b>	<b>600</b>	<b>281</b>	<b>425</b>	<b>757</b>	<b>754</b>	<b>1,011</b>	<b>938</b>	<b>1,301</b>	<b>13</b>	<b>6,282</b>
▪ Homicides	0	1	0	0	1	2	1	0	0	0	5
▪ Other violations resulting in death	0	0	0	0	0	0	0	0	0	0	0
▪ Attempted murders	0	0	1	1	3	4	2	3	3	0	17
▪ Assaults	112	344	130	249	398	468	613	544	759	6	3,623
▪ Sexual assaults	12	42	29	25	68	57	57	66	76	1	433
▪ Robberies	15	48	27	19	75	32	80	56	127	0	479
▪ Other violations against the person	63	165	94	131	212	191	258	269	336	6	1,725
<b>Crimes against property</b>	<b>466</b>	<b>877</b>	<b>571</b>	<b>1,096</b>	<b>1,795</b>	<b>996</b>	<b>1,632</b>	<b>1,384</b>	<b>2,784</b>	<b>49</b>	<b>11,650</b>
▪ Arson	1	25	6	5	14	11	7	9	14	0	92
▪ Breaking and entering	76	143	49	135	213	146	173	141	344	0	1,420
▪ Auto theft	57	89	88	142	346	99	132	114	287	1	1,355
▪ Petty larceny	154	280	173	534	663	397	697	633	1,172	37	4,740
▪ Possession of stolen goods	2	7	2	8	17	11	22	16	33	1	119
▪ Fraud	130	211	150	155	353	176	374	320	621	8	2,498
▪ Mischief	46	122	103	117	189	156	227	151	313	2	1,426
<b>Other Criminal code violations</b>	<b>32</b>	<b>116</b>	<b>51</b>	<b>77</b>	<b>133</b>	<b>170</b>	<b>341</b>	<b>183</b>	<b>338</b>	<b>30</b>	<b>1,471</b>
▪ Prostitution	0	0	0	0	0	0	0	0	0	0	0
▪ Firearms offences	4	11	2	5	7	9	8	5	9	18	78
▪ Offences against the administration of law and justice	23	88	36	60	76	139	302	157	283	8	1,172
▪ Other	5	17	13	12	50	22	31	21	46	4	221
<b>Total Criminal Code violations</b>	<b>700</b>	<b>1,593</b>	<b>903</b>	<b>1,598</b>	<b>2,685</b>	<b>1,920</b>	<b>2,984</b>	<b>2,505</b>	<b>4,423</b>	<b>92</b>	<b>19,403</b>
<b>Other laws and by-laws</b>	<b>75</b>	<b>170</b>	<b>46</b>	<b>173</b>	<b>229</b>	<b>269</b>	<b>322</b>	<b>245</b>	<b>576</b>	<b>13</b>	<b>2,118</b>
▪ Controlled Drugs and Substances Act	6	30	15	39	28	37	65	35	96	1	352
▪ Federal law violations	15	18	1	11	1	18	4	1	9	4	82
▪ Provincial law violations	15	29	13	26	83	38	65	47	130	8	454
▪ Municipal by-laws	39	93	17	97	117	176	188	162	341	0	1,230
<b>Grand total</b>	<b>775</b>	<b>1,763</b>	<b>949</b>	<b>1,771</b>	<b>2,914</b>	<b>2,189</b>	<b>3,306</b>	<b>2,750</b>	<b>4,999</b>	<b>105</b>	<b>21,521</b>

Source : M-IRIS. Data confirmed March 23, 2021.

<sup>1</sup> In September 2020, neighbourhood stations 9 and 11 were combined. The data for the new PDQ 9 therefore include all the cumulative statistics for the former PDQ 9 and the former PDQ 11.

<sup>2</sup> 55 : Airport unit

## CRIME RATE BY NEIGHBOURHOOD STATION | SOUTH

Violations	12	15	16	20	21	22	50 <sup>1</sup>	Total
<b>Crimes against the person</b>	<b>426</b>	<b>1,054</b>	<b>765</b>	<b>783</b>	<b>1,168</b>	<b>702</b>	<b>405</b>	<b>5,303</b>
▪ Homicides	1	1	1	1	2	0	0	6
▪ Other violations resulting in death	0	1	1	0	0	0	0	2
▪ Attempted murders	0	9	0	5	13	1	2	30
▪ Assaults	240	629	433	449	627	393	250	3,021
▪ Sexual assaults	42	79	80	65	84	52	39	441
▪ Robberies	53	87	33	82	148	72	39	514
▪ Other violations against the person	90	248	217	181	294	184	75	1,289
<b>Crimes against property</b>	<b>982</b>	<b>1,767</b>	<b>1,281</b>	<b>2,302</b>	<b>2,079</b>	<b>1,454</b>	<b>323</b>	<b>10,188</b>
▪ Arson	3	18	11	16	24	22	10	104
▪ Breaking and entering	163	398	158	221	232	257	17	1,446
▪ Auto theft	39	88	69	86	93	74	0	449
▪ Petty larceny	477	715	596	1,347	1,108	609	84	4,936
▪ Possession of stolen goods	8	23	16	14	34	14	2	111
▪ Fraud	144	271	272	317	264	268	17	1,553
▪ Mischief	148	254	159	301	324	210	193	1,589
<b>Other Criminal code violations</b>	<b>120</b>	<b>265</b>	<b>173</b>	<b>572</b>	<b>1,098</b>	<b>273</b>	<b>147</b>	<b>2,648</b>
▪ Prostitution	0	0	0	0	0	0	0	0
▪ Firearms offences	3	6	2	10	15	4	2	42
▪ Offences against the administration of law and justice	102	240	146	254	891	254	109	1,996
▪ Other	15	19	25	308	192	15	36	610
<b>Total Criminal Code violations</b>	<b>1,528</b>	<b>3,086</b>	<b>2,219</b>	<b>3,657</b>	<b>4,345</b>	<b>2,429</b>	<b>875</b>	<b>18,139</b>
<b>Other laws and by-laws</b>	<b>250</b>	<b>536</b>	<b>272</b>	<b>601</b>	<b>1,499</b>	<b>731</b>	<b>580</b>	<b>4,469</b>
▪ Controlled Drugs and Substances Act	48	73	41	109	289	126	9	695
▪ Federal law violations	0	0	4	1	32	4	0	41
▪ Provincial law violations	36	80	36	137	146	70	13	518
▪ Municipal by-laws	166	383	191	354	1,032	531	558	3 215
<b>Grand total</b>	<b>1,778</b>	<b>3,622</b>	<b>2,491</b>	<b>4,258</b>	<b>5,844</b>	<b>3,160</b>	<b>1,455</b>	<b>22,608</b>

Source : M-IRIS. Data confirmed March 23, 2021.

<sup>1</sup> 50 : Metro unit

## CRIME RATE BY NEIGHBOURHOOD STATION | NORTH

Violations	10	27	30	31	33	35	38	44	Total
<b>Crimes against the person</b>	<b>420</b>	<b>772</b>	<b>738</b>	<b>558</b>	<b>395</b>	<b>540</b>	<b>1,157</b>	<b>873</b>	<b>5,453</b>
▪ Homicides	1	4	0	1	0	0	1	0	7
▪ Other violations resulting in death	0	0	0	0	0	0	0	0	0
▪ Attempted murders	5	13	3	8	2	3	4	3	41
▪ Assaults	241	423	434	286	224	274	682	490	3,054
▪ Sexual assaults	22	67	72	40	25	45	81	56	408
▪ Robberies	33	70	63	50	40	83	108	65	512
▪ Other violations against the person	118	195	166	173	104	135	281	259	1,431
<b>Crimes against property</b>	<b>998</b>	<b>1,740</b>	<b>1,288</b>	<b>1,323</b>	<b>750</b>	<b>1,462</b>	<b>3,401</b>	<b>2,053</b>	<b>13,015</b>
▪ Arson	7	7	12	9	5	11	20	18	89
▪ Breaking and entering	90	197	193	194	105	254	706	290	2,029
▪ Auto theft	162	251	192	157	86	115	183	227	1,373
▪ Petty larceny	408	572	475	484	331	573	1,409	815	5,067
▪ Possession of stolen goods	5	20	23	8	20	9	35	22	142
▪ Fraud	236	504	218	306	118	328	630	476	2,816
▪ Mischief	90	189	175	165	85	172	418	205	1,499
<b>Other Criminal code violations</b>	<b>91</b>	<b>156</b>	<b>185</b>	<b>133</b>	<b>93</b>	<b>266</b>	<b>413</b>	<b>212</b>	<b>1,549</b>
▪ Prostitution	0	0	0	0	0	1	0	0	1
▪ Firearms offences	2	13	6	11	6	4	17	8	67
▪ Offences against the administration of law and justice	78	126	166	112	79	241	344	179	1,325
▪ Other	11	17	13	10	8	20	52	25	156
<b>Total Criminal Code violations</b>	<b>1,509</b>	<b>2,668</b>	<b>2,211</b>	<b>2,014</b>	<b>1,238</b>	<b>2,268</b>	<b>4,971</b>	<b>3,138</b>	<b>20,017</b>
<b>Other laws and by-laws</b>	<b>134</b>	<b>234</b>	<b>294</b>	<b>264</b>	<b>176</b>	<b>253</b>	<b>1,439</b>	<b>507</b>	<b>3,301</b>
▪ Controlled Drugs and Substances Act	18	36	32	46	24	41	103	51	351
▪ Federal law violations	7	6	6	0	4	5	2	1	31
▪ Provincial law violations	32	41	63	58	39	51	262	140	686
▪ Municipal by-laws	77	151	193	160	109	156	1,072	315	2,233
<b>Grand total</b>	<b>1,643</b>	<b>2,902</b>	<b>2,505</b>	<b>2,278</b>	<b>1,414</b>	<b>2,521</b>	<b>6,410</b>	<b>3,645</b>	<b>23,318</b>

Source : M-IRIS. Data confirmed March 23, 2021.

## CRIME RATE BY NEIGHBOURHOOD STATION | EAST

Violations	23	39	42	45	46	48	49	Total
<b>Crimes against the person</b>	<b>780</b>	<b>1,588</b>	<b>741</b>	<b>447</b>	<b>456</b>	<b>1,222</b>	<b>712</b>	<b>5,946</b>
▪ Homicides	0	0	0	1	2	3	1	7
▪ Other violations resulting in death	0	0	0	0	0	0	0	0
▪ Attempted murders	1	17	6	11	2	4	2	43
▪ Assaults	408	1,023	395	225	243	677	301	3,272
▪ Sexual assaults	62	106	42	31	44	98	132	515
▪ Robberies	82	89	91	28	39	98	51	478
▪ Other violations against the person	227	353	207	151	126	342	225	1,631
<b>Crimes against property</b>	<b>1,505</b>	<b>1,801</b>	<b>1,765</b>	<b>905</b>	<b>1,174</b>	<b>2,181</b>	<b>1,293</b>	<b>10,624</b>
▪ Arson	18	17	17	11	4	26	8	101
▪ Breaking and entering	211	234	162	81	90	265	129	1,172
▪ Auto theft	121	310	296	175	185	341	184	1,612
▪ Petty larceny	608	634	668	297	574	790	492	4,063
▪ Possession of stolen goods	34	26	21	4	8	25	16	134
▪ Fraud	259	332	435	216	210	446	283	2,181
▪ Mischief	254	248	166	121	103	288	181	1,361
<b>Other Criminal code violations</b>	<b>276</b>	<b>500</b>	<b>160</b>	<b>53</b>	<b>82</b>	<b>360</b>	<b>305</b>	<b>1,736</b>
▪ Prostitution	0	0	0	0	0	0	1	1
▪ Firearms offences	4	24	7	7	4	9	9	64
▪ Offences against the administration of law and justice	245	445	111	41	67	293	125	1,327
▪ Other	27	31	42	5	11	58	170	344
<b>Total Criminal Code violations</b>	<b>2,561</b>	<b>3,889</b>	<b>2,666</b>	<b>1,405</b>	<b>1,712</b>	<b>3,763</b>	<b>2,310</b>	<b>18,306</b>
<b>Other laws and by-laws</b>	<b>489</b>	<b>601</b>	<b>236</b>	<b>69</b>	<b>79</b>	<b>362</b>	<b>253</b>	<b>2,089</b>
▪ Controlled Drugs and Substances Act	83	121	59	24	9	76	74	446
▪ Federal law violations	4	4	5	3	0	8	13	37
▪ Provincial law violations	58	131	73	21	25	60	55	423
▪ Municipal by-laws	344	345	99	21	45	218	111	1,183
<b>Grand total</b>	<b>3,050</b>	<b>4,490</b>	<b>2,902</b>	<b>1,474</b>	<b>1,791</b>	<b>4,125</b>	<b>2,563</b>	<b>20,395</b>

Source : M-IRIS. Data confirmed March 23, 2021.

## CRIMINAL CASES CLASSIFICATIONS

Violations	2019			2020		
	Adults accused	Minors		Adults accused	Minors	
		Accused	SMA <sup>1</sup>		Accused	SMA
<b>Crimes against the person</b>	<b>9,126</b>	<b>733</b>	<b>87</b>	<b>8,813</b>	<b>540</b>	<b>80</b>
▪ Homicides	22	1	0	23	0	0
▪ Other violations resulting in death	0	0	0	1	0	0
▪ Attempted murders	67	6	0	50	3	0
▪ Assaults	5,525	289	54	5,302	208	52
▪ Sexual assaults	303	45	11	319	40	3
▪ Robberies	797	213	6	660	161	6
▪ Other violations against the person	2,412	179	16	2,458	128	19
<b>Crimes against property</b>	<b>6,510</b>	<b>313</b>	<b>434</b>	<b>5,262</b>	<b>191</b>	<b>151</b>
▪ Arson	36	7	7	36	1	0
▪ Breaking and entering	976	47	21	1,005	19	21
▪ Auto theft	240	32	0	251	24	0
▪ Petty larceny	3,696	143	381	2,413	69	108
▪ Possession of stolen goods	261	32	9	347	19	3
▪ Fraud	817	17	9	557	24	5
▪ Mischief	484	35	7	653	35	14
<b>Other Criminal code violations</b>	<b>6,693</b>	<b>321</b>	<b>27</b>	<b>5,269</b>	<b>196</b>	<b>24</b>
▪ Prostitution	1	0	0	0	0	0
▪ Firearms offences	183	19	6	180	13	5
▪ Offences against the administration of law and justice	6,077	277	14	4,685	177	9
▪ Other	432	25	7	404	6	10
<b>Total Criminal Code violations</b>	<b>22,329</b>	<b>1,367</b>	<b>548</b>	<b>19,344</b>	<b>927</b>	<b>255</b>
<b>Other laws and by-laws</b>	<b>14,981</b>	<b>494</b>	<b>29</b>	<b>15,397</b>	<b>499</b>	<b>19</b>
▪ Controlled Drugs and Substances Act	1,891	54	17	1,617	46	10
▪ Federal law violations	161	7	0	175	4	1
▪ Provincial law violations	587	30	12	5,320	167	8
▪ Municipal by-laws	12,342	403	0	8,285	282	0
<b>Grand total</b>	<b>37,310</b>	<b>1,861</b>	<b>577</b>	<b>34,741</b>	<b>1,426</b>	<b>274</b>

Source : M-IRIS. Data confirmed March 23, 2021.

<sup>1</sup> Criminal cases without charges where the suspect is a minor. The status of events included in this category are mainly cases of diversion where the complaint is withdrawn or an extrajudicial measure is applied under the Youth Criminal Justice Act (discretionary power, warning or referral to alternative measures).



# Road safety and traffic regulations

Infractions	2019	2020	Variation
<b>Reckless driving</b>	<b>74</b>	<b>98</b>	<b>32.4%</b>
▪ Reckless driving of a vehicle, resulting in death	1	1	--
▪ Reckless driving of a vehicle, resulting in body injury	10	15	50.0%
▪ Reckless driving of a vehicle	63	82	30.2%
<b>Hit-and-run<sup>1</sup></b>	<b>6,542</b>	<b>4,665</b>	<b>-28.7%</b>
▪ Criminal Code	1,412	4,371	209.6%
▪ Road safety Code	5,130	294	-94.3%
<b>Driving under the influence</b>	<b>2,096</b>	<b>1,279</b>	<b>-39.0%</b>
▪ Driving under the influence, resulting in death	0	0	--
▪ Driving under the influence, resulting in body injury	20	20	--
▪ Driving under the influence	2,076	1,259	-39.4%
<b>Driving a motor vehicle while suspended</b>	<b>167</b>	<b>101</b>	<b>-39.5%</b>
▪ Criminal Code	167	101	-39.5%
<b>Total</b>	<b>8,879</b>	<b>6,143</b>	<b>-30.8%</b>

Source : M-IRIS. Data confirmed March 11, 2021.

<sup>1</sup> Police forces rarely produce hit-and-run accident reports without suspects, witnesses and evidence, and since December 2018, the SAAQ has offered various options to citizens to prove that they have contacted a police force. The change in direction combined with the transition to the 9000 codes in the MIP, in December 2019, explains the significant variation in the statistics for the year 2020. In fact, the move to the 9000 codes in the MIP has meant that several hit and run offences that were previously recorded under the Highway Safety Code are now recorded in the category associated with the Criminal Code. On the other hand, material hit-and-runs with no leads for investigation are no longer recorded.

## CITATIONS ISSUED BY REGION

Infractions	South	North	East	West	SPS <sup>1</sup>	Total
Moving violations	27,785	44,404	28,996	50,002	17,828	169,015
Speeding	3,391	9,169	6,471	10,713	20,967	50,711
Parking infractions (issued by police officers)	31,743	34,175	21,996	21,878	2,533	112,325
<b>Total</b>	<b>62,919</b>	<b>87,748</b>	<b>57,463</b>	<b>82,593</b>	<b>41,328</b>	<b>332,051</b>

Source: SÉCI. Data confirmed March 11, 2021.

<sup>1</sup> SPS : Section des patrouilles spécialisées.

## AUTOMATED LICENCE PLATE READER SYSTEM (ALPRs)

Citations issued	2019	2020
<b>Offences relating to vehicle registration rights</b>	<b>2,412</b>	<b>1,557</b>
▪ Vehicle not registered in the owner's name	4	5
▪ Registration fee not paid within the deadline	1,442	1,112
▪ Registration fee not paid following relinquishment	181	92
▪ Prohibited use of the highway	785	348
<b>Offences concerning drivers' licences</b>	<b>1,123</b>	<b>515</b>
▪ Failure to hold a driver's licence in the appropriate class	189	42
▪ Unpaid driver's licence	401	213
▪ Sanction unpaid fine or other sanction (except Criminal Code and demerit points)	489	240
▪ Sanction (Criminal Code)	3	2
▪ Sanction (demerit points)	41	18
<b>Other offences</b>	<b>818</b>	<b>533</b>
<b>Total</b>	<b>4,353</b>	<b>2,605</b>

## CITATIONS ISSUED TO CYCLISTS AND PEDESTRIANS

	2019	2020	Variation
Cyclists	8,685	5,296	-39.0%
Pedestrians	15,214	8,761	-42.4%
<b>Total</b>	<b>23,899</b>	<b>14,057</b>	<b>-41.2%</b>

Source : Société de l'assurance automobile du Québec (SAAQ). Data confirmed March 30, 2021.

## COMPARISON OF COLLISIONS ACCORDING TO THEIR GRAVENESS

Type of collisions	2019	2020	Variation
Number of fatal collisions (deaths)	28 (28)	29 (30)	3.6% (7.1%)
Number of collisions with major injuries	132	136	3.0%
Number of collisions with minor injuries	4,479	3,006	-32.9%
Number of collisions with material damages	14,660	10,100	-31.1%
<b>Total</b>	<b>19,299</b>	<b>13,271</b>	<b>-31.2%</b>

Source : Société de l'assurance automobile du Québec (SAAQ). Data confirmed March 30, 2021.

## COMPARISON OF COLLISIONS ACCORDING TO THEIR GRAVENESS - CYCLISTS

Type of collisions	2019	2020	Variation
Number of fatal collisions (deaths)	0 (0)	1 (1)	100.0% (100.0%)
Number of collisions with major injuries (number of injured person)	11 (11)	22 (21)	100.0% (90.9%)
Number of collisions with minor injuries (number of injured person)	533 (533)	445 (442)	-16.5% (-17.1%)
<b>Total</b>	<b>544 (544)</b>	<b>468 (464)</b>	<b>-13.9% (-14.7%)</b>

Source : Société de l'assurance automobile du Québec (SAAQ). Data confirmed March 30, 2021.

## COMPARISON OF COLLISIONS ACCORDING TO THEIR GRAVENESS - PEDESTRIANS

Type of collisions	2019	2020	Variation
Number of fatal collisions (deaths)	24 (24)	18 (18)	-25.0% (-25.0%)
Number of collisions with major injuries (number of injured person)	68 (74)	52 (51)	-23.5% (-31.1%)
Number of collisions with minor injuries (number of injured person)	1,065 (1 093)	635 (655)	-40.4% (-40.1%)
<b>Total</b>	<b>1,157 (1 191)</b>	<b>705 (724)</b>	<b>-39.1% (-39.2%)</b>

Source : Société de l'assurance automobile du Québec (SAAQ). Data confirmed March 30, 2021.

# Operational statistics

## USE OF FORCE - INTERMEDIATE WEAPONS

	2019	2020
<b>Oleoresin Capsicum spray</b>	<b>376</b>	<b>277</b>
<b>Batons</b>	<b>97</b>	<b>79</b>
▪ PR24 (side handle baton)	5	0
▪ Baton 36 inches (straight baton)	2	0
▪ Expandable baton	90	79
<b>Tasers</b>	<b>390</b>	<b>351</b>
▪ Demonstrations	344	296
▪ Contacts	5	3
▪ Projections	41	52
<b>Intermediate impact projectile weapon (IIPW)</b>	<b>8</b>	<b>23</b>
<b>Chemical irritant</b>	<b>4</b>	<b>4</b>
<b>Restraint chair</b>	<b>14</b>	<b>22</b>

## USE OF FORCE - FIREARM

	2019	2020
<b>Number of incidents</b>	<b>1</b>	<b>5<sup>1</sup></b>
▪ Injured police officer	0	0
▪ Injured citizen	0	3
▪ Deceased citizen	0	2

<sup>1</sup> Cases referred to the DPCP or which are being investigated by the Bureau des enquêtes indépendantes.

## NUMBER OF PUBLIC ORDER SERVICES

	2019	2020
<b>Manifestations</b>	<b>436</b>	<b>549</b>
Other public order services	1,686	1,064
<b>Total number of public order services</b>	<b>2,122</b>	<b>1,613</b>
Public order services linked to the COVID-19 pandemic	S.O.	295 <sup>1</sup>

<sup>1</sup> The number of public order services linked to the COVID-19 pandemic is included in the total number of public order services in 2020.

## SUSPICIOUS PACKAGES, EXPLOSIVE DEVICES AND CBRNE<sup>1</sup>

	2019	2020
<b>Suspicious packages</b>	<b>29</b>	<b>13</b>
▪ Defusing	4	6
▪ Military equipment	7	6
▪ Pyrotechnics	2	1
▪ Events requiring assistance or security	14	0
▪ Substances to be identified	2	0
<b>Incendiary devices</b>	<b>0</b>	<b>0</b>
<b>Explosions</b>	<b>0</b>	<b>0</b>
<b>CBRNE</b>	<b>12</b>	<b>5</b>
▪ Events reported	12 <sup>2</sup>	5
▪ Partial or complete application of the protocol	0	0
<b>Total</b>	<b>41</b>	<b>18</b>

<sup>1</sup> CBRNE: Chemical, Biological, Nuclear and Explosives events.

<sup>2</sup> Correction of data published in the Annual Report 2019.

## CAR CHASES

	2019	2020
<b>Number of car chases</b>	<b>18</b>	<b>26</b>
<b>Number of deaths related to a car chase</b>	<b>0</b>	<b>0</b>
▪ Suspects	0	0
▪ Police officers	0	0
▪ Citizens	0	0
<b>Number of injured person related to a car chase</b>	<b>2</b>	<b>3</b>
▪ Suspects	1	1
▪ Police officers	0	2
▪ Citizens	1	0
<b>Number of accidents related to a car chase</b>	<b>8</b>	<b>13</b>
<b>Number of accidents – police vehicle</b>	<b>0</b>	<b>4</b>
<b>Number of accidents – suspect vehicle</b>	<b>8</b>	<b>13</b>
<b>Number of accidents – civilian vehicle or pedestrian</b>	<b>3</b>	<b>7</b>

# Administrative statistics

## NUMBER OF CALLS RECEIVED – ANSWERING DELAYS AND PROCESSING TIME BY SECTION DE LA CENTRALE 911

	2019	2020
Total number of emergency calls 911 <sup>1</sup>	1,431,392	1,386,443
Non-emergency calls (514-280-2222)	50,476	50,406
Answering delays (seconds)	2	2
Processing time (seconds)	139	142

<sup>1</sup> The number represents all calls requiring presence of an emergency service (police, fire or ambulance services).

## NUMBER OF CALLS (POLICE INTERVENTIONS) BROKEN DOWN ACCORDING TO PRIORITY AND GEOGRAPHICAL ORIGIN

Priority	West	South	North	East	Metro unit	Priority Subtotal
1	2,305	1,735	2,102	2,217	1,222	8,481
2	44,056	40,304	43,930	41,098	4,048	173,436
3	46,835	38,378	50,877	40,261	6,256	182,607
4	11,672	12,862	23,173	12,740	2	60,449
5	869	744	863	793	10	3,279
6	202	377	1,011	394	0	1,984
7	234	228	244	184	2	892
p <sup>1</sup>	3	4	0	2	0	9
<b>Total</b>	<b>106,176</b>	<b>94,632</b>	<b>122,200</b>	<b>97,689</b>	<b>10,440</b>	<b>431,137</b>

<sup>1</sup> 911 call for immediate police assistance.

## AVERAGE RESPONSE TIME<sup>1</sup> FOR PRIORITY 1 CALLS

	2019	2020
Average response time (minutes)	5.47	5.49

<sup>1</sup> Time calculated between the transfer of the call to police officers and the arrival time of police officers on the scene.

## SYSTÈME ADMINISTRATIF DE GESTION DES ALARMES (SAGA) STATISTICS

	2019	2020
<b>Total number of real alarms</b>	<b>1,072</b>	<b>877</b>
▪ Break-ins	924	769
▪ Robbery	148	108
<b>Total number of false alarms</b>	<b>25,467</b>	<b>19,347</b>
▪ Break-ins	24,125	18,184
▪ Robbery	1,342	1,163
<b>Fines for false alarms (\$)</b>	<b>1,961,635</b>	<b>1,379,259</b>

## INCIDENTS REPORTED THROUGH ONLINE REPORTS (REPORT FILING CENTRE – CRRÉ)

Online reported incidents	2019	2020
<b>Mischief</b>	<b>1,609</b>	<b>1,592</b>
▪ Graffiti	207	282
▪ Mischief on a vehicle	1,074	983
▪ Other mischief	328	327
<b>Lost objects</b>	<b>2,102</b>	<b>2,128</b>
<b>Thefts</b>	<b>6,475</b>	<b>6,888</b>
▪ Theft in or on a vehicle	2,401	2,728
▪ Bicycle theft	1,232	1,220
▪ Other thefts	2,842	2,940
<b>Hate incidents</b>	<b>101</b>	<b>149</b>
<b>Reporting prohibited gatherings or businesses failing to comply with sanitary restrictions <sup>1</sup></b>	<b>S.O.</b>	<b>6,385</b>
<b>Total</b>	<b>10,287</b>	<b>17,142<sup>2</sup></b>

<sup>1</sup> Reporting gatherings or businesses failing to comply with sanitary restrictions linked to application of the Public Health Act.

<sup>2</sup> A total of 17,142 requests to file online reports were transferred to the CRRÉ. Of this number, 6,385 reportings of gatherings were processed by the Centrale 9-1-1, 2,962 requests were dismissed (redirected to police officers via the Centrale 9-1-1, for appropriate processing) and 7,795 incident reports were drawn up.

## NUMBER OF ACCESS TO INFORMATION REQUESTS

Origin of the requests	2019	2020
Requests from citizens, lawyers, insurance companies, Direction de la protection de la jeunesse (DPJ), Commission des droits de la personne et des droits de la jeunesse (CDPDJ), National Parole Board (NBP), etc.	7,343	7,101
Indemnisation des victimes d'actes criminels (IVAC)	3	27
Ministère du Travail, de l'Emploi et de la Solidarité sociale (MTESS)	95	24
Régie du bâtiment du Québec (RBQ)	4	7
Police force	380	235
Régie des rentes du Québec (RRQ)	3	3
Société de l'assurance automobile du Québec (SAAQ)	153	111
Services correctionnels du Canada (SCC)	108	115
Services correctionnels du Québec (SCQ)	3	3
Service de sécurité incendie de Montréal (SIM)	7	7
Urgences santé (US)	0	0
Appearance notice	25	34
Requests transferred to another person responsible for access at the Ville de Montréal and other requests	69	428
<b>Total</b>	<b>8,193</b>	<b>8,095</b>

## TYPES OF REQUESTS

	2019	2020
<b>Event (or incident) reports</b>	<b>7,953</b>	<b>7,861</b>
Administrative document	240	234
<b>Total</b>	<b>8,193</b>	<b>8,095</b>

# Police Act

Criminal allegations <sup>1</sup>	2019 (on December 31, 2019)	2019 (on December 31, 2020)	2020
<b>Total number of files opened regarding criminal allegations</b>	<b>178</b>	<b>178</b>	<b>110</b>
<b>Number of files in process</b>	<b>84</b>	<b>31</b>	<b>46</b>
<b>Number of files closed</b>	<b>94</b>	<b>147</b>	<b>64</b>
▪ MEA <sup>2</sup> investigations (SPVM officers)	8	13	3
▪ MEA investigations (non-SPVM officers)	3	3	1
▪ SMA <sup>3</sup> investigations / inactive / unfounded (SPVM officers)	63	106	45
▪ SMA investigations / inactive / unfounded (non-SPVM officers)	6	8	10
▪ SMA investigations / inactive / unfounded (unknown persons)	11	13	3
▪ MEA investigations (persons not subjected to the Police Act)	0	0	0
▪ SMA investigations / inactive / unfounded (persons not subjected to the Police Act)	3	4	2
<b>Files completing the legal process</b>			
▪ SPVM officers found guilty	0	3	0
▪ SPVM officers found not guilty	2	8	1
▪ Non-SPVM officers found guilty	0	2	0
▪ Non-SPVM officers found not guilty	0	0	0
▪ Non-police person found guilty	0	0	0
▪ Non-police person found not guilty	0	0	0
<b>Files examined by subject types</b>			
▪ Internal files involving an SPVM officer	8	8	3
▪ Internal files involving a non-SPVM officer	19	19	13
▪ Internal files involving an unknown person	24	24	10
▪ Files involving a person not subjected to the Police Act	7	7	2
▪ Files involving an SPVM officer under investigation by another police service	120	120	82

<sup>1</sup> The statistics are updated according to the year the case was opened.

Note : Criminal allegation files were officially transferred to the Sûreté du Québec (SQ) on March 22, 2017. Since then, the SQ has continued to handle criminal files.

<sup>2</sup> MEA : with charges (mise en accusation).

<sup>3</sup> SMA : without charges (sans mise en accusation).

Application of Section 119 of the Police Act	2019 (on December 31, 2019)	2019 (on December 31, 2020)	2020
<b>Number of open files</b>	<b>4</b>	<b>4</b>	<b>2</b>
• Number of completed cases	0	4	0
▪ Number of cases resulting in suspension days (number of days)	0	2 (140)	0
▪ Number of terminations <sup>1</sup>	0	1	0
▪ Number of losses of jurisdiction	0	1	0
▪ Number of suspended cases (under appeal) or postponed	4	0	2

<sup>1</sup> Discharge under Section 119 (2). No file opened under Section 119 (1).

By-law respecting the internal discipline of SPVM police officers	2019 (on December 31, 2019)	2019 (on December 31, 2020)	2020
<b>Number of disciplinary files opened<sup>1</sup></b>	<b>91</b>	<b>105</b>	<b>64</b>
▪ Number of files in process or pending	34	18	25
▪ Number of files awaiting a hearing	6	2	4
▪ Number of files closed	51	85	35
• Classified unfounded	13	19	7
• Classified SMA <sup>2</sup> : Act of management	5	8	3
• Classified SMA : Section 14	2	5	0
• Classified SMA	3	6	0
• Classified SMA : Loss of jurisdiction	3	4	1
• Classified SMA : Prescription (Section 16)	2	2	0
• Classified MEA <sup>3</sup> : Manager (Section 17)	19	23	23
• Classified MEA : Prosecution Officer (SAI)	1	12	1
• Classified inactive	3	4	0
<b>Number of police officers involved by disciplinary files opened</b>	<b>104</b>	<b>129</b>	<b>84</b>
<b>Sanctions relating to MEA files closed</b>			
▪ Number of reprimands	17	25	22
▪ Number of disciplinary suspension days	77	138	113
▪ Number of disciplinary transfers	0	0	0
▪ Number of demotions	0	0	0
▪ Number of discharges	0	0	0
<b>Number of requests for withdrawal of penalties</b>	<b>32</b>	<b>32</b>	<b>12</b>
▪ Number of requests granted	29	29	11
▪ Number of requests partly granted	0	0	0
▪ Number of requests refused or postponed	3	3	1

<sup>1</sup> In 2019, 14 files regarding criminal allegations were processed relating to discipline since the publication of the last annual report. The statistics are updated according to the year the case was opened.

<sup>2</sup> SMA : without charges (sans mise en accusation)

<sup>3</sup> MEA : with charges (mise en accusation)

Ethics <sup>1</sup> and Bureau des enquêtes indépendantes <sup>2</sup>	2019	2020
<b>Ethics</b>		
Number of complaints received by the Commissaire à la déontologie policière	650	793
<b>Bureau des enquêtes indépendantes</b>		
Files opened	5	11

<sup>1</sup> Since 2018, the statistics are provided by the Commissaire à la déontologie policière.

<sup>2</sup> Since 2017, the statistics are provided by the Bureau des enquêtes indépendantes (BEI).

For additional information, please refer to the publications by the Commissaire à la déontologie and the Bureau des enquêtes indépendantes:

**Commissaire à la déontologie** : <https://deontologie-policiere.gouv.qc.ca/commissaire.html>

**Bureau des enquêtes indépendantes** : <https://www.bei.gouv.qc.ca>



# Bureau du service aux citoyens

---

## CASES PROCESSED BY THE BUREAU DU SERVICE AUX CITOYENS (BSC)

	2019	2020
<b>Number of cases opened</b>	<b>4,053</b>	<b>4,522</b>
Complaints	2,577	2,434
Comments	738	923
Information requests	738	1,165

# Occupational health and safety

---

## TIME-LOSS OCCUPATIONAL INJURIES<sup>1</sup>

	2019	2020
Police officers	205	229
Civilians	50	45
<b>Total</b>	<b>255</b>	<b>274</b>

<sup>1</sup> The data may fluctuate depending on the date when the data is extracted. For instance, they may vary if there are legal challenges or an onset of injuries over time.

# SPVM's contribution to the Canadian Organ Donors Association (CODA)

---

	2019	2020
Transportations of organs and medical teams	380	251
Police volunteers	169	142

# Glossary

Terms used in the statistics	Statistics section of the annual report	Definition
<b>Accident (with a motor vehicle)</b>	Operational statistics	Event during which bodily injury is caused to a person or damage is caused to property, involved or caused by a moving road vehicle or off-highway vehicle, and occurring on any road or land, including frozen surfaces (lakes, rivers).
<b>Break-ins (SAGA)</b>	Administrative statistics	When an individual enters any building or premises with intent to commit theft or breakage of an item when committing theft.
<b>Car chase</b>	Operational statistics	Police operation that involves trying to intercept or stop a vehicle where the driver refuses to obey or stop, or attempts to flee from the police.
<b>CBRNE</b>	Operational statistics	Chemical, biological, radiological, nuclear or explosive incident.
<b>Collision</b>	Road safety and traffic regulations	A collision is an event in which damage is caused to a person or property, involving or caused by a moving motor vehicle and occurring on any road or land. It may be accidental or criminal.
<b>Complaint</b>	Bureau du service aux citoyens	Complaint filed against a police officer in any form whatsoever.
<b>Defusing</b>	Operational statistics	Action to make safe ammunition by removing the ignition device (blasting cap, detonator).
<b>Ethnic minority</b>	Demographic statistics	Members of ethnic minorities are people whose first language is not French or English.
<b>Event (or incident) report</b>	Administrative statistics	Official form drawn up by the SPVM in which a police officer records details relating to an event (also referred to as “incident”) and stating information collected within the scope of their duties
<b>Explosion</b>	Operational statistics	Sudden rupture resulting in projection of fragments.
<b>Hate crime</b>	Criminal code violations	A crime is considered to be a hate crime when it is motivated by hate based on race, national or ethnic origin, language, colour, religion, gender, age, mental or physical disability, sexual orientation or gender identity or expression or any other similar factor.
<b>Hate incident</b>	Criminal code violations	A hate incident is a non-criminal act that could affect the sense of safety of a person or an identifiable group of people and that, given the context, is perceived as such, mainly by reason of race, national or ethnic origin, language, colour, religion, gender, age, sexual orientation or gender identity or expression or any other similar factor, or disability.
<b>Hit-and-run</b>	Road safety and traffic regulations	When a driver of a motor vehicle causes or is involved in an accident (or a collision) and leaves the scene to escape liability.
<b>Incendiary device</b>	Operational statistics	Instrument, tool or device intended to cause a fire.

<b>Indigenous</b>	Demographic statistics	The Canadian Constitution recognizes three groups of indigenous peoples: Indian (more commonly referred to as “First Nations”), Inuit and Métis peoples.
<b>Manifestation</b>	Operational statistics	Gathering, march by people, organized at a specified location, on the public highway, as a protest or with a symbolic dimension.
<b>Military equipment</b>	Operational statistics	Shell, bomb, projectile, mine, missile, rocket, shaped charge, grenade, perforating gun, or any other explosive object manufactured exclusively for military use.
<b>Mischief (CRRE)</b>	Administrative statistics	A person commits the offence of mischief who damages or destroys property or interferes with the lawful use of property. The description of actions constituting mischief are set out in Section 430 of the <i>Criminal Code</i> .
<b>Permanent auxiliary constable</b>	Demographic statistics	Status of a police officer on hiring by the SPVM
<b>Public order services</b>	Operational statistics	Establishing strategies and methods to enable SPVM police officers to tackle all types of cultural and sports events, or simple crowd control.
<b>Robbery (SAGA)</b>	Administrative statistics	Robbery is theft committed by using force towards one or more individuals using a weapon, object or threats. Using force may take place during the theft or immediately before or after the theft.
<b>Section 119 (of the Police Act)</b>	Police Act	<p>Provincial statutory provision providing for automatic dismissal of a police officer who is found guilty of an act or omission that is triable only on being charged with an offence, once the judgment has become res judicata.</p> <p>This statutory provision also provides that a disciplinary sanction of dismissal must, once the judgment concerned has become res judicata, be imposed on any police officer who is found guilty of such an act or omission punishable on summary conviction or on being charged with an offence, unless special circumstances justify another sanction.</p>
<b>Suspicious package</b>	Operational statistics	Luggage, box, bag seemingly without an owner and left in a public place, which is suspected of containing a bomb or another similar weapon that may cause a terror attack.
<b>Visible minority</b>	Demographic statistics	Members of visible minorities are people, other than indigenous peoples, who are not Caucasian or who do not have white skin.